



ASBK.COM.AU f t i y

## Round 3 : Winton Motor Raceway : April 28 - 30

### YAMAHA R3 CUP

#### Qualifying 1

Date: 29/04/17  
 Event: Q01  
 Weather: Mostly cloudy - 13.5C  
 Track: Dry - Temp: 16.9C

Started at: 09:04:58  
 Laps: 20 Min  
 Starters: 18  
 Printed at: 10:33

#### AMENDED CLASSIFICATION

Pos	No	Gr	Name	Machine	Fastest Lap	On Lap	Behind Prev	Behind Leader	Top Speed
1	20		Hunter FORD (NSW) / O Fox / City Coast M-cycles / MV Agusta Parramatta / Earmold / RST	Yamaha YZF-R3	1:34.834	9 of 12			158
2	71	J	Tommy EDWARDS (NSW) / Alpinestars / Yamaha Aust. / Repsol / Bell / Dunlop / Nautical Pools	Yamaha YZF-R3	1:34.902	10 of 11	.068	.068	153
3	23		Corey BRIFFA (NSW) / Alex Cudlin M-sports / St. Phillip Christian College Cessnock / Eastcoast	Yamaha YZF-R3	1:35.233	13 of 13	.331	.399	157
4	37	J	Jack MAHAFFY (VIC) / JDS Moto / JTL Insurance / Eastern Security Doors / TelMe Fleet / Signpro	Yamaha YZF-R3	1:35.418	12 of 12	.185	.584	156
5	24	J	Ben BRAMICH (VIC) / Ron Angel Classic Racing / Nolan Helmets / Ricondi / Whinner M-cycles	Yamaha YZF-R3	1:35.507	10 of 10	.089	.673	155
6	42	C	Jack PASSFIELD (NSW) / Stay Upright / GASD Suspension / D Moto / Valley Fitness / Link Internl.	Yamaha YZF-R3	1:35.693	4 of 10	.186	.859	157
7	151	J	Locky TAYLOR (QLD) / Locky Taylor Racing / LKI Brand / Fitness2Podium / Perth Hydrographics	Yamaha YZF-R3	1:36.938	6 of 11	1.245	2.104	157
8	13		Andrew HANNAN (VIC) / Ringwood Automatics	Yamaha YZF-R3	1:37.410	11 of 12	.472	2.576	152
9	34		Boyd HOCKING (VIC) / DPH Motorsport Yamaha	Yamaha YZF-R3	1:37.711	8 of 11	.301	2.877	151
10	28	C	Tayla RELPH (QLD) / North Star Yamaha / Motorcycle Sportsmen / Pirelli / MotoNational Access.	Yamaha YZF-R3	1:38.075	11 of 12	.364	3.241	150
11	152	D	Dan THOMAS (NSW) / LTR Honda / Inglis Plumbing / Marriott's Smash Repair / S'moto Armidale	Yamaha YZF-R3	1:38.353	3 of 3	.278	3.519	152
12	31		Chris DOBIE (NSW) / AMCN / Pirelli / YMF / Fred Gassit Yukkarn	Yamaha YZF-R3	1:41.238	10 of 12	2.885	6.404	147
13	11		Chris BALEN (NSW)	Yamaha YZF-R3	1:41.518	4 of 8	.280	6.684	153
14	53		John HENDERSON (VIC)	Yamaha YZF-R3	1:41.902	8 of 10	.384	7.068	147
15	70	J	Troy RYAN (NSW) / Taree Motorcycles	Yamaha YZF-R3	1:44.318	11 of 11	2.416	9.484	153
16	96	D	Jake BRETT (NSW) / Bikebiz / Intune Automotive / Dunlop	Yamaha YZF-R3	1:45.150	9 of 9	.832	10.316	146
17	65	C	Jonah SITA (WA) / Flashpoint Motosport	Yamaha YZF-R3	1:49.866	6 of 6	4.716	15.032	149
DSQ	27		Mark BOTTOMLEY (VIC)	Yamaha YZF-R3	1:48.112	11 of 11		13.278	141

Current best lap for R3 class - 1:34.796 by Tommy EDWARDS (NSW) on a Yamaha YZF-R3 set on 28/04/17

\*\*\* AMENDEMENT - No. 27 - Mark Bottomley disqualified for use of unmarked tyres \*\*\*

\*\*\* Indicative qualifying time - 1:49.059 \*\*\*

*Scott Laing*  
 Chief Time Keeper - Scott Laing

*Tom Williams*  
 Clerk of Course - Tom Williams



Computime Race Timing Systems Pty Ltd © 1996  
 Licensed to Computime Race Timing Systems

[www.computime.com.au](http://www.computime.com.au)

COMPUTIME RACE TIMING SYSTEMS PTY LTD



ASBK.COM.AU f t i y

# Round 3 : Winton Motor Raceway : April 28 - 30

## YAMAHA R3 CUP

### Qualifying 1

Date: 29/04/17  
 Event: Q01  
 Weather: Mostly cloudy - 13.5C  
 Track: Dry - Temp: 16.9C

Started at: 09:04:58  
 Laps: 20 Min  
 Starters: 18  
 Printed at: 10:33

### AMENDED CLASSIFICATION

Pos	No	Gr	Name	Machine	Fastest Lap	On Lap	Behind Prev	Behind Leader	Top Speed
-----	----	----	------	---------	-------------	--------	-------------	---------------	-----------

The results are provisional until the end of the time limit for protests and appeals.

*Scott Laing*  
 Chief Time Keeper - Scott Laing

*Tom Williams*  
 Clerk of Course - Tom Williams



Computime Race Timing Systems Pty Ltd © 1996  
 Licensed to Computime Race Timing Systems

[www.computime.com.au](http://www.computime.com.au)

COMPUTIME RACE TIMING SYSTEMS PTY LTD



ASBK.COM.AU f t i y

# Round 3 : Winton Motor Raceway : April 28 - 30

## YAMAHA R3 CUP

### Qualifying 1

Date: 29/04/17  
 Event: Q01  
 Weather: Mostly cloudy - 13.5C  
 Track: Dry - Temp: 16.9C

Started at: 09:04:58  
 Laps: 20 Min  
 Starters: 18  
 Printed at: 10:33

### AMENDED LAP TIMES


No	Name	Lap 1	Lap 2	Lap 3	Lap 4	Lap 5	Lap 6	Lap 7	Lap 8	Lap 9	Lap 10
11	Chris BALEN (NSW)	2:00.184	1:45.461	1:41.998	<u>1:41.518</u>	3:14.571	1:19.319	1:49.239	1:42.905		
13	Andrew HANNAN (VIC)	1:51.010	1:42.618	1:40.552	1:40.459	1:38.238	1:38.385	1:38.221	1:38.157	1:38.761	1:38.382
		10	<u>1:37.410</u>	1:37.426							
20	Hunter FORD (NSW)	1:46.049	1:38.391	1:36.739	1:38.169	1:35.945	1:35.939	1:35.826	1:35.522	<u>1:34.834</u>	1:37.788
		10	1:38.359	1:37.090							
23	Corey BRIFFA (NSW)	1:56.303	1:41.332	1:40.455	1:36.978	1:37.324	1:37.501	1:36.922	1:37.251	1:37.008	1:36.366
		10	1:36.205	1:35.823	<u>1:35.233</u>						
24	Ben BRAMICH (VIC)	2:50.871	5:12.912	1:42.136	1:39.360	1:38.285	1:36.407	1:35.806	1:36.047	1:35.511	<u>1:35.507</u>
27	Mark BOTTOMLEY (VIC)	2:08.618	1:54.155	1:52.839	1:53.070	1:50.300	1:49.686	1:51.237	1:49.033	1:48.245	1:49.140
		10	<u>1:48.112</u>								
28	Tayla RELPH (QLD)	1:56.071	1:42.696	1:40.837	1:40.229	1:39.014	1:38.850	1:39.039	1:38.971	1:39.289	1:38.897
		10	<u>1:38.075</u>	1:40.613							
31	Chris DOBIE (NSW)	1:57.489	1:45.036	1:43.736	1:43.352	1:42.349	1:41.937	1:41.715	1:42.371	1:42.429	<u>1:41.238</u>
		10	1:42.066	1:42.152							
34	Boyd HOCKING (VIC)	1:48.622	1:39.446	1:38.668	1:38.846	1:39.402	3:03.576	2:00.547	<u>1:37.711</u>	1:37.992	1:38.049
		10	1:37.931								
37	Jack MAHAFFY (VIC)	1:56.620	1:43.013	1:38.612	1:43.567	1:37.805	1:37.552	2:52.165	1:43.058	1:36.533	1:36.520
		10	1:36.097	<u>1:35.418</u>							
42	Jack PASSFIELD (NSW)	1:54.432	1:41.252	1:39.660	<u>1:35.693</u>	1:37.316	1:36.335	1:38.215	1:37.866	1:37.334	1:36.017
53	John HENDERSON (VIC)	2:03.568	1:49.699	1:46.937	1:44.830	3:53.531	1:53.555	1:43.384	<u>1:41.902</u>	1:41.949	1:42.111
65	Jonah SITA (WA)	2:01.414	1:52.379	1:50.853	2:57.429	1:57.911	<u>1:49.866</u>				
70	Troy RYAN (NSW)	2:05.433	1:54.777	1:51.309	1:50.231	1:49.254	1:47.835	1:47.068	1:45.514	1:44.680	1:45.255
		10	<u>1:44.318</u>								
71	Tommy EDWARDS (NSW)	1:52.616	1:42.390	1:38.352	1:35.589	1:38.001	1:37.556	1:35.195	3:18.913	1:39.740	<u>1:34.902</u>
		10	1:39.073								
96	Jake BRETT (NSW)	2:00.238	1:51.484	1:46.084	1:46.286	1:46.448	1:46.768	2:44.073	1:52.869	<u>1:45.150</u>	
151	Locky TAYLOR (QLD)	1:48.180	1:43.222	1:38.674	1:43.980	1:37.361	<u>1:36.938</u>	1:37.055	1:37.472	3:34.766	1:41.971
		10	1:38.637								
152	Dan THOMAS (NSW)	1:51.223	1:42.873	<u>1:38.353</u>							

\*\*\* AMENDEMENT - No. 27 - Mark Bottomley disqualified for use of unmarked tyres \*\*\*

\*\*\* Indicative qualifying time - 1:49.059 \*\*\*

The results are provisional until the end of the time limit for protests and appeals.

  
 Chief Time Keeper - Scott Laing

  
 Clerk of Course - Tom Williams



Computime Race Timing Systems Pty Ltd © 1996  
 Licensed to Computime Race Timing Systems

[www.computime.com.au](http://www.computime.com.au)

COMPUTIME RACE TIMING SYSTEMS PTY LTD





ASBK.COM.AU f t i y

# Round 3 : Winton Motor Raceway : April 28 - 30

## YAMAHA R3 CUP

### Qualifying 1

Date: 29/04/17  
 Event: Q01  
 Weather: Mostly cloudy - 13.5C  
 Track: Dry - Temp: 16.9C

Started at: 09:04:58  
 Laps: 20 Min  
 Starters: 18  
 Printed at: 10:33

### AMENDED SPLIT TIMES

Lap	Split 1	Split 2	Split 3	Split 4	Lap Time	Spd	Lap	Split 1	Split 2	Split 3	Split 4	Lap Time	Spd
<b>11 Chris BALEN (NSW) (13th)</b>							1	23.980	19.121	37.282	35.920	1:56.303 P	
1	22.532	20.086	40.633	36.933	2:00.184 P		2	14.686	16.929	34.990	34.727	1:41.332	151
2	15.273	17.978	37.067	35.143	1:45.461	149	3	14.185	18.568	34.244	33.458	1:40.455	152
3	14.464	17.223	36.121	<b>34.190</b>	1:41.998	153	4	13.763	16.062	34.071	33.082	1:36.978	153
4	14.477	17.245	35.530	34.266	<b>1:41.518</b>	150	5	13.777	16.217	34.042	33.288	1:37.324	153
5	<b>14.363</b>	<b>16.765</b>	<b>35.410</b>	2:08.033	3:14.571	149	6	13.835	16.115	34.175	33.376	1:37.501	153
6					1:19.319 P		7	13.722	16.065	34.070	33.065	1:36.922	154
7	18.791	18.218	36.898	35.332	1:49.239 P		8	13.747	15.978	33.923	33.603	1:37.251	153
8	14.714	17.226	35.906	35.059	1:42.905	148	9	13.666	15.889	34.492	32.961	1:37.008	151
							10	14.251	15.740	33.503	32.872	1:36.366	157
<b>13 Andrew HANNAN (VIC) (8th)</b>							11	<b>13.555</b>	15.825	33.822	33.003	1:36.205	154
1	18.299	17.805	40.138	34.768	1:51.010 P		12	13.585	15.831	33.572	32.835	1:35.823	153
2	14.106	17.919	36.417	34.176	1:42.618	150	13	13.559	<b>15.693</b>	<b>33.385</b>	<b>32.596</b>	<b>1:35.233</b>	154
3	14.144	17.244	35.147	34.017	1:40.552	151	<b>24 Ben BRAMICH (VIC) (5th)</b>						
4	14.025	16.814	35.757	33.863	1:40.459	151	1	21.419	18.965	37.884	1:32.603	2:50.871 P	
5	13.879	16.429	34.497	33.433	1:38.238	150	2	17.292	17.022	35.487	4:03.111	5:12.912 P	
6	13.912	16.410	34.404	33.659	1:38.385	150	3	16.593	16.754	34.830	33.959	1:42.136 P	
7	<b>13.863</b>	16.395	34.485	33.478	1:38.221	150	4	14.070	16.400	35.512	33.378	1:39.360	155
8	13.916	16.741	34.250	33.250	1:38.157	150	5	14.797	16.521	34.008	32.959	1:38.285	155
9	13.945	16.776	34.461	33.579	1:38.761	151	6	13.956	16.106	33.574	32.771	1:36.407	153
10	14.194	16.364	34.527	33.297	1:38.382	150	7	13.789	15.953	33.483	32.581	1:35.806	153
11	13.915	<b>16.119</b>	<b>34.083</b>	33.293	<b>1:37.410</b>	152	8	13.675	15.949	33.703	32.720	1:36.047	154
12	13.877	16.298	34.121	<b>33.130</b>	1:37.426	150	9	<b>13.671</b>	<b>15.920</b>	33.428	<b>32.492</b>	1:35.511	152
<b>20 Hunter FORD (NSW) (1st)</b>							10	13.784	15.924	<b>33.275</b>	32.524	<b>1:35.507</b>	153
1	18.536	17.395	35.543	34.575	1:46.049 P		<b>27 Mark BOTTOMLEY (VIC) (DSQ)</b>						
2	13.922	16.197	34.679	33.593	1:38.391	150	1	22.661	22.949	43.139	39.869	2:08.618 P	
3	13.685	16.050	34.060	32.944	1:36.739	154	2	16.359	19.330	40.163	38.303	1:54.155	136
4	13.729	16.706	34.574	33.160	1:38.169	158	3	16.128	19.011	40.069	37.631	1:52.839	137
5	13.681	15.892	33.502	32.870	1:35.945	152	4	16.075	19.785	39.901	37.309	1:53.070	138
6	13.668	15.846	33.575	32.850	1:35.939	150	5	15.806	19.103	38.268	37.123	1:50.300	140
7	13.711	15.791	33.558	32.766	1:35.826	151	6	15.667	18.529	38.615	36.875	1:49.686	141
8	<b>13.455</b>	15.786	33.281	33.000	1:35.522	150	7	15.652	18.450	39.300	37.835	1:51.237	140
9	13.512	15.704	<b>33.017</b>	<b>32.601</b>	<b>1:34.834</b>	151	8	<b>15.341</b>	18.561	38.513	36.618	1:49.033	140
10	13.696	<b>15.593</b>	33.542	34.957	1:37.788	155	9	15.529	<b>18.177</b>	37.799	36.740	1:48.245	139
11	13.615	16.353	35.557	32.834	1:38.359	151	10	15.669	18.570	<b>37.743</b>	37.158	1:49.140	139
12	13.509	16.053	34.261	33.267	1:37.090	150	11	15.367	18.322	37.997	<b>36.426</b>	<b>1:48.112</b>	139
<b>23 Corey BRIFFA (NSW) (3rd)</b>													

*Scott Laing*  
 Chief Time Keeper - Scott Laing

*Tom Williams*  
 Clerk of Course - Tom Williams



Computime Race Timing Systems Pty Ltd © 1996  
 Licensed to Computime Race Timing Systems

[www.computime.com.au](http://www.computime.com.au)

COMPUTIME RACE TIMING SYSTEMS PTY LTD





ASBK.COM.AU f t i y

# Round 3 : Winton Motor Raceway : April 28 - 30

## YAMAHA R3 CUP

### Qualifying 1

Date: 29/04/17  
 Event: Q01  
 Weather: Mostly cloudy - 13.5C  
 Track: Dry - Temp: 16.9C

Started at: 09:04:58  
 Laps: 20 Min  
 Starters: 18  
 Printed at: 10:33

### AMENDED SPLIT TIMES

Lap	Split 1	Split 2	Split 3	Split 4	Lap Time	Spd	Lap	Split 1	Split 2	Split 3	Split 4	Lap Time	Spd
<b>28 Tayla RELPH (QLD) (10th)</b>							11	14.008	16.577	34.273	33.073	1:37.931	150
1	22.401	19.328	37.961	36.381	1:56.071 P								
2	14.839	17.089	35.855	34.913	1:42.696	149	<b>37 Jack MAHAFFY (VIC) (4th)</b>						
3	14.565	16.933	35.127	34.212	1:40.837	148	1	20.791	19.307	40.405	36.117	1:56.620 P	
4	14.218	16.725	34.801	34.485	1:40.229	148	2	14.637	17.527	36.227	34.622	1:43.013	154
5	14.201	16.382	34.476	33.955	1:39.014	149	3	14.054	16.642	34.371	33.545	1:38.612	151
6	14.083	16.490	34.481	33.796	1:38.850	150	4	13.922	17.112	38.023	34.510	1:43.567	155
7	14.234	16.552	34.329	33.924	1:39.039	149	5	13.761	16.467	34.254	33.323	1:37.805	151
8	14.170	16.394	34.633	33.774	1:38.971	148	6	13.710	16.284	33.861	33.697	1:37.552	152
9	13.975	16.309	35.098	33.907	1:39.289	149	7	13.727	16.525	34.888	1:47.025	2:52.165	156
10	13.981	16.561	34.611	33.744	1:38.897	149	8	16.582	16.637	36.247	33.592	1:43.058 P	
11	<b>13.963</b>	<b>16.237</b>	<b>34.235</b>	<b>33.640</b>	<b>1:38.075</b>	149	9	13.573	16.164	33.839	32.957	1:36.533	151
12	13.992	16.436	35.772	34.413	1:40.613	149	10	13.692	16.255	33.748	32.825	1:36.520	151
<b>31 Chris DOBIE (NSW) (12th)</b>							11	13.607	16.156	33.408	32.926	1:36.097	152
1	20.678	20.780	39.638	36.393	1:57.489 P		12	<b>13.434</b>	<b>16.031</b>	<b>33.380</b>	<b>32.573</b>	<b>1:35.418</b>	152
2	14.999	17.894	36.481	35.662	1:45.036	147	<b>42 Jack PASSFIELD (NSW) (6th)</b>						
3	14.846	17.565	36.193	35.132	1:43.736	145	1	21.864	18.735	37.906	35.927	1:54.432 P	
4	14.808	17.545	36.002	34.997	1:43.352	143	2	14.750	16.899	34.977	34.626	1:41.252	146
5	14.549	17.303	35.529	34.968	1:42.349	144	3	14.606	18.245	33.604	33.205	1:39.660	148
6	14.766	17.080	35.239	34.852	1:41.937	143	4	13.674	15.949	33.346	<b>32.724</b>	<b>1:35.693</b>	153
7	14.821	17.092	35.180	34.622	1:41.715	142	5	13.639	16.652	33.514	33.511	1:37.316	154
8	14.867	17.361	35.575	<b>34.568</b>	1:42.371	144	6	13.835	16.209	<b>33.228</b>	33.063	1:36.335	150
9	14.667	17.389	35.679	34.694	1:42.429	142	7	13.842	17.224	33.388	33.761	1:38.215	150
10	14.449	<b>16.941</b>	<b>35.134</b>	34.714	<b>1:41.238</b>	142	8	13.634	16.031	33.793	34.408	1:37.866	152
11	<b>14.328</b>	17.027	35.327	35.384	1:42.066	143	9	13.905	16.203	33.550	33.676	1:37.334	150
12	14.595	17.185	35.554	34.818	1:42.152	142	10	<b>13.579</b>	<b>15.919</b>	33.673	32.846	1:36.017	153
<b>34 Boyd HOCKING (VIC) (9th)</b>							<b>53 John HENDERSON (VIC) (14th)</b>						
1	20.521	17.721	36.039	34.341	1:48.622 P		1	23.789	20.545	41.933	37.301	2:03.568 P	
2	14.242	16.886	34.692	33.626	1:39.446	147	2	16.011	18.502	38.559	36.627	1:49.699	144
3	14.123	16.707	34.539	33.299	1:38.668	149	3	15.920	17.865	37.823	35.329	1:46.937	144
4	14.241	16.606	34.794	33.205	1:38.846	149	4	15.300	17.517	36.753	35.260	1:44.830	146
5	14.170	16.810	34.852	33.570	1:39.402	150	5	15.230	17.480	37.242	2:43.579	3:53.531	147
6	15.286	17.164	35.873	1:55.253	3:03.576	151	6	24.495	17.767	36.262	35.031	1:53.555 P	
7	20.636	18.731	45.841	35.339	2:00.547 P		7	14.865	17.385	36.268	34.866	1:43.384	146
8	14.099	<b>16.476</b>	<b>34.108</b>	33.028	<b>1:37.711</b>	150	8	14.783	<b>16.934</b>	<b>35.364</b>	34.821	<b>1:41.902</b>	147
9	13.958	16.627	34.331	33.076	1:37.992	149	9	14.782	17.009	35.502	34.656	1:41.949	147
10	<b>13.948</b>	16.606	34.509	<b>32.986</b>	1:38.049	149	10	<b>14.681</b>	16.952	35.908	<b>34.570</b>	1:42.111	146

*Scott Laing*  
 Chief Time Keeper - Scott Laing

*Tom Williams*  
 Clerk of Course - Tom Williams



Computime Race Timing Systems Pty Ltd © 1996  
 Licensed to Computime Race Timing Systems

[www.computime.com.au](http://www.computime.com.au)

COMPUTIME RACE TIMING SYSTEMS PTY LTD



ASBK.COM.AU f t i y

# Round 3 : Winton Motor Raceway : April 28 - 30

## YAMAHA R3 CUP

### Qualifying 1

Date: 29/04/17  
 Event: Q01  
 Weather: Mostly cloudy - 13.5C  
 Track: Dry - Temp: 16.9C

Started at: 09:04:58  
 Laps: 20 Min  
 Starters: 18  
 Printed at: 10:33


### AMENDED SPLIT TIMES


Lap	Split 1	Split 2	Split 3	Split 4	Lap Time	Spd	Lap	Split 1	Split 2	Split 3	Split 4	Lap Time	Spd
<b>65 Jonah SITA (WA) (17th)</b>							<b>96 Jake BRETT (NSW) (16th)</b>						
1	21.469	20.913	41.246	37.786	2:01.414 P		1	21.916	20.569	40.549	37.204	2:00.238 P	
2	<b>15.240</b>	18.642	40.574	37.923	1:52.379	147	2	16.523	19.140	39.339	36.482	1:51.484	144
3	15.484	18.820	39.837	<b>36.712</b>	1:50.853	149	3	15.086	18.066	37.351	35.581	1:46.084	145
4	<b>15.240</b>	18.695	39.613	1:43.881	2:57.429	148	4	<b>14.815</b>	17.926	38.169	<b>35.376</b>	1:46.286	144
5	18.605	19.319	42.794	37.193	1:57.911 P		5	15.039	17.740	37.859	35.810	1:46.448	146
6	15.331	<b>18.587</b>	<b>39.111</b>	36.837	<b>1:49.866</b>	147	6	15.090	18.207	37.919	35.552	1:46.768	145
							7	14.901	18.014	40.422	1:30.736	2:44.073	144
							8	19.606	18.842	38.407	36.014	1:52.869 P	
							9	14.842	<b>17.726</b>	<b>37.078</b>	35.504	<b>1:45.150</b>	144
<b>70 Troy RYAN (NSW) (15th)</b>							<b>151 Locky TAYLOR (QLD) (7th)</b>						
1	22.056	21.081	43.050	39.246	2:05.433 P		1	18.300	17.525	36.496	35.859	1:48.180 P	
2	16.777	19.683	40.775	37.542	1:54.777	147	2	15.099	17.149	36.195	34.779	1:43.222	157
3	15.522	18.761	39.449	37.577	1:51.309	151	3	14.615	16.677	34.318	33.064	1:38.674	150
4	15.663	18.599	39.303	36.666	1:50.231	151	4	14.010	17.810	38.624	33.536	1:43.980	157
5	15.230	18.310	39.044	36.670	1:49.254	150	5	14.011	<b>16.234</b>	34.061	33.055	1:37.361	153
6	15.477	18.293	37.924	36.141	1:47.835	149	6	<b>13.887</b>	16.292	<b>33.688</b>	33.071	<b>1:36.938</b>	156
7	15.608	18.231	37.417	35.812	1:47.068	149	7	13.925	16.356	33.927	<b>32.847</b>	1:37.055	153
8	15.253	17.666	37.201	35.394	1:45.514	149	8	13.984	16.306	34.161	33.021	1:37.472	153
9	<b>14.739</b>	<b>17.572</b>	37.186	35.183	1:44.680	153	9	13.984	16.324	34.806	2:29.652	3:34.766	154
10	14.764	17.718	37.246	35.527	1:45.255	151	10	17.790	16.725	34.174	33.282	1:41.971 P	
11	15.079	17.686	<b>36.774</b>	<b>34.779</b>	<b>1:44.318</b>	150	11	13.935	16.287	35.344	33.071	1:38.637	153
<b>71 Tommy EDWARDS (NSW) (2nd)</b>							<b>152 Dan THOMAS (NSW) (11th)</b>						
1	21.092	18.401	37.457	35.666	1:52.616 P		1	19.701	17.790	37.578	36.154	1:51.223 P	
2	14.544	17.002	34.998	35.846	1:42.390	149	2	15.525	17.495	35.656	34.197	1:42.873	152
3	13.701	17.869	33.745	33.037	1:38.352	153	3	<b>14.199</b>	<b>16.625</b>	<b>34.302</b>	<b>33.227</b>	<b>1:38.353</b>	152
4	13.487	16.106	33.447	32.549	1:35.589	151							
5	13.841	17.261	33.539	33.360	1:38.001	152							
6	13.620	16.316	33.526	34.094	1:37.556	151							
7	13.353	16.061	33.273	<b>32.508</b>	1:35.195	148							
8	14.444	16.271	34.055	2:14.143	3:18.913	152							
9	16.415	16.029	33.567	33.729	1:39.740 P								
10	<b>13.205</b>	<b>15.900</b>	<b>33.245</b>	32.552	<b>1:34.902</b>	153							
11	13.933	17.771	34.309	33.060	1:39.073	152							

\*\*\* AMENDEMENT - No. 27 - Mark Bottomley disqualified for use of unmarked tyres \*\*\*

\*\*\* Indicative qualifying time - 1:49.059 \*\*\*

The results are provisional until the end of the time limit for protests and appeals.

  
 Chief Time Keeper - Scott Laing

  
 Clerk of Course - Tom Williams



Computime Race Timing Systems Pty Ltd © 1996  
 Licensed to Computime Race Timing Systems

[www.computime.com.au](http://www.computime.com.au)

COMPUTIME RACE TIMING SYSTEMS PTY LTD





ASBK.COM.AU f t i y

# Round 3 : Winton Motor Raceway : April 28 - 30

## YAMAHA R3 CUP

### Qualifying 1

Date: 29/04/17  
 Event: Q01  
 Weather: Mostly cloudy - 13.5C  
 Track: Dry - Temp: 16.9C

Started at: 09:04:58  
 Laps: 20 Min  
 Starters: 18  
 Printed at: 10:33

### AMENDED FASTEST LAPS SEQUENCE

Race Time	No	Name	Machine	Fastest Lap	On Lap
2:04.108	71	Tommy EDWARDS (NSW)	Yamaha YZF-R3	1:52.616	1
2:11.595	151	Locky TAYLOR (QLD)	Yamaha YZF-R3	1:48.180	1
2:18.496	20	Hunter FORD (NSW)	Yamaha YZF-R3	1:46.049	1
3:45.499	42	Jack PASSFIELD (NSW)	Yamaha YZF-R3	1:41.252	2
3:56.887	20	Hunter FORD (NSW)	Yamaha YZF-R3	1:38.391	2
5:24.850	71	Tommy EDWARDS (NSW)	Yamaha YZF-R3	1:38.352	3
5:33.626	20	Hunter FORD (NSW)	Yamaha YZF-R3	1:36.739	3
7:00.439	71	Tommy EDWARDS (NSW)	Yamaha YZF-R3	1:35.589	4
11:51.191	71	Tommy EDWARDS (NSW)	Yamaha YZF-R3	1:35.195	7
11:54.257	11	Chris BALEN (NSW)	Yamaha YZF-R3	1:19.319	6

\*\*\* AMENDEMENT - No. 27 - Mark Bottomley disqualified for use of unmarked tyres \*\*\*

\*\*\* Indicative qualifying time - 1:49.059 \*\*\*

The results are provisional until the end of the time limit for protests and appeals.

*Scott Laing*  
 Chief Time Keeper - Scott Laing

*Tom Williams*  
 Clerk of Course - Tom Williams



Computime Race Timing Systems Pty Ltd © 1996  
 Licensed to Computime Race Timing Systems

[www.computime.com.au](http://www.computime.com.au)

COMPUTIME RACE TIMING SYSTEMS PTY LTD



ASBK.COM.AU f t i y

# Round 3 : Winton Motor Raceway : April 28 - 30

## YAMAHA R3 CUP

### Qualifying 1

Date: 29/04/17  
 Event: Q01  
 Weather: Mostly cloudy - 13.5C  
 Track: Dry - Temp: 16.9C

Started at: 09:04:58  
 Laps: 20 Min  
 Starters: 18  
 Printed at: 10:33

### AMENDED BEST PARTIAL TIMES

Pos	Split 1		Split 2		Split 3		Split 4		LAP		Ideal	Fastest
	Name	Time	Name	Time	Name	Time	Name	Time	Name	Time		
1	T. EDWARDS	13.205	H. FORD	15.593	H. FORD	33.017	B. BRAMICH	32.492	H. FORD	1:34.666	1:34.834	
2	J. MAHAFFY	13.434	C. BRIFFA	15.693	J. PASSFIELD	33.228	T. EDWARDS	32.508	T. EDWARDS	1:34.858	1:34.902	
3	H. FORD	13.455	T. EDWARDS	15.900	T. EDWARDS	33.245	J. MAHAFFY	32.573	C. BRIFFA	1:35.229	1:35.233	
4	C. BRIFFA	13.555	J. PASSFIELD	15.919	B. BRAMICH	33.275	C. BRIFFA	32.596	B. BRAMICH	1:35.358	1:35.507	
5	J. PASSFIELD	13.579	B. BRAMICH	15.920	J. MAHAFFY	33.380	H. FORD	32.601	J. MAHAFFY	1:35.418	1:35.418	
6	B. BRAMICH	13.671	J. MAHAFFY	16.031	C. BRIFFA	33.385	J. PASSFIELD	32.724	J. PASSFIELD	1:35.450	1:35.693	
7	A. HANNAN	13.863	A. HANNAN	16.119	L. TAYLOR	33.688	L. TAYLOR	32.847	L. TAYLOR	1:36.656	1:36.938	
8	L. TAYLOR	13.887	L. TAYLOR	16.234	A. HANNAN	34.083	B. HOCKING	32.986	A. HANNAN	1:37.195	1:37.410	
9	D. THOMAS	13.922	T. RELPH	16.237	B. HOCKING	34.108	A. HANNAN	33.130	B. HOCKING	1:37.518	1:37.711	
10	B. HOCKING	13.948	D. THOMAS	16.378	T. RELPH	34.235	D. THOMAS	33.227	D. THOMAS	1:37.829	1:38.353	
11	T. RELPH	13.963	B. HOCKING	16.476	D. THOMAS	34.302	T. RELPH	33.640	T. RELPH	1:38.075	1:38.075	
12	C. DOBIE	14.328	C. BALEN	16.765	C. DOBIE	35.134	C. BALEN	34.190	C. BALEN	1:40.728	1:41.518	
13	C. BALEN	14.363	J. HENDERSO	16.934	J. HENDERSO	35.364	C. DOBIE	34.568	C. DOBIE	1:40.971	1:41.238	
14	J. HENDERSO	14.681	C. DOBIE	16.941	C. BALEN	35.410	J. HENDERSO	34.570	J. HENDERSO	1:41.549	1:41.902	
15	T. RYAN	14.739	T. RYAN	17.572	T. RYAN	36.774	T. RYAN	34.779	T. RYAN	1:43.864	1:44.318	
16	J. BRETT	14.815	J. BRETT	17.726	J. BRETT	37.078	J. BRETT	35.376	J. BRETT	1:44.995	1:45.150	
17	J. SITA	15.203	M. BOTTOMML	18.177	M. BOTTOMML	37.743	M. BOTTOMML	36.426	M. BOTTOMML	1:47.687	1:48.112	
18	M. BOTTOMML	15.341	J. SITA	18.587	J. SITA	39.111	J. SITA	36.712	J. SITA	1:49.613	1:49.866	

\*\*\* AMENDEMENT - No. 27 - Mark Bottomley disqualified for use of unmarked tyres \*\*\*

\*\*\* Indicative qualifying time - 1:49.059 \*\*\*

The results are provisional until the end of the time limit for protests and appeals.

*Scott Laing*  
 Chief Time Keeper - Scott Laing

*Tom Williams*  
 Clerk of Course - Tom Williams



Computime Race Timing Systems Pty Ltd © 1996  
 Licensed to Computime Race Timing Systems

[www.computime.com.au](http://www.computime.com.au)

COMPUTIME RACE TIMING SYSTEMS PTY LTD